

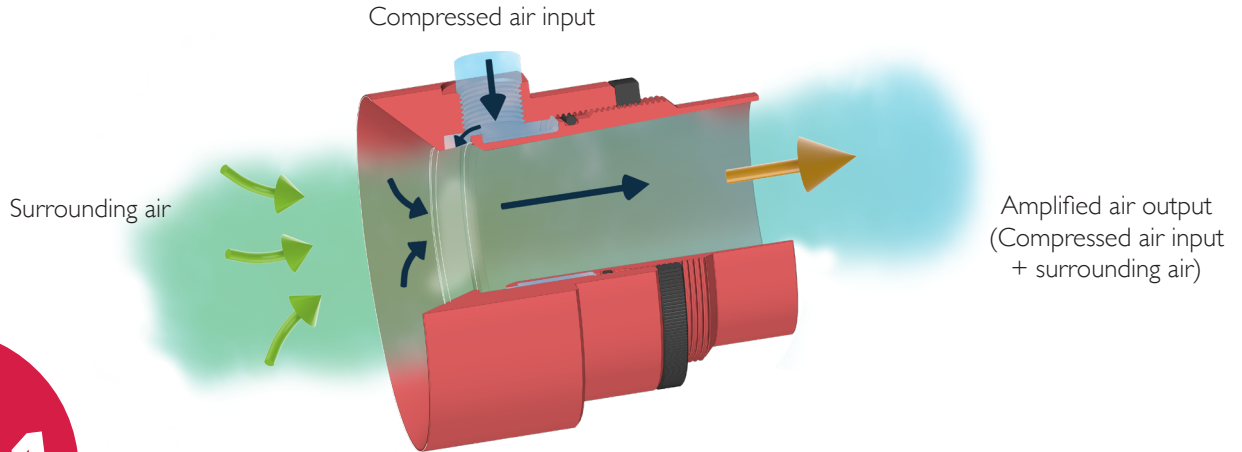
AA 030

TECHNICAL SHEET

AIR AMPLIFIERS



OPERATING PRINCIPAL



TECHNICAL INFORMATION*

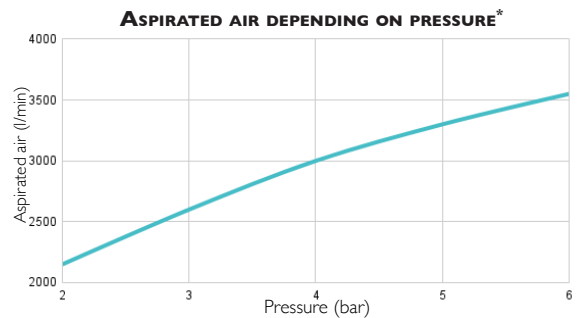
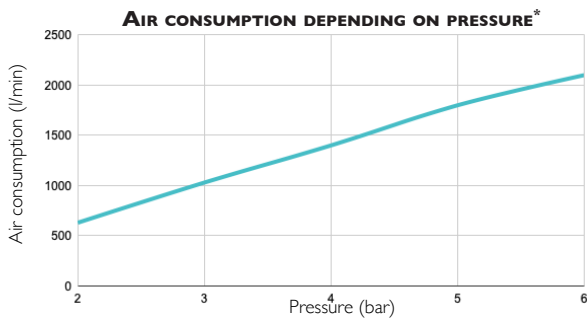
**RATIO
UP TO
25/1**

**BENEFITS
OF USING
AA 030
AIR AMPLIFIER***

Pressure (bar)	Air consumption (l/min)	Noise level (dB)	Aspirated surrounding air (l/min)	Amplified blowing (l/min)
6	2100	93	3550	49230

AA 030 AIR AMPLIFIERS FEATURES*

- **Connection** : 2xFemale G1/2" • **Inside Ø** : 76mm • **Weight** : Aluminium : 1234g / Stainless steel 316 L : 3627g
- **Max. operating temperature** : Aluminium : 150°C / Stainless steel 316 L : 450°C • **Max pressure** : 10 bars




* **NOTE:** The measurements in this data sheet have been obtained in a laboratory under strict control. The varying conditions of a real industrial environment and the instability of pressure from an industrial compressor can create different values than the ones obtained in a laboratory. Those data are provided for information purposes only.

To achieve the best performance from the air amplifiers, we recommend using a compressed air supply tube with a minimum 12 mm inside diameter.


The amplified air value uses the Boyle-Mariotte law. The pressurized air has a less important volume than the expanded air and is translated by the formula: $P1 \times V1 = P2 \times V2$
In our case $V1 =$ consumed air + aspirated air

EXAMPLES OF DIFFERENT APPLICATIONS OF THE AIR AMPLIFIER


BLOWING



AIR EXTRACTION



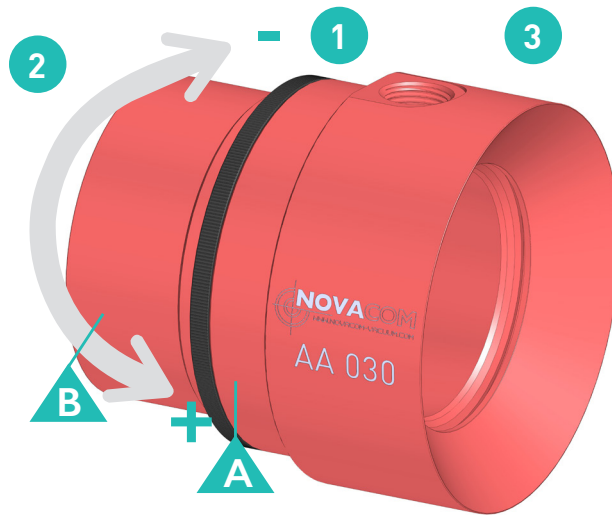
TRANSPORTATION SUCTION



SETTINGS OF AIR AMPLIFIER

STEPS: for a factory setting

- A** Unscrew the locknut **1**
- B** Screw the counter-nozzle **2** inside the air amplifier's body **3** then unscrew the counter-nozzle **2** of approximately an eighth of a turn. Once the required setting is obtained, screw back the locknut **1**



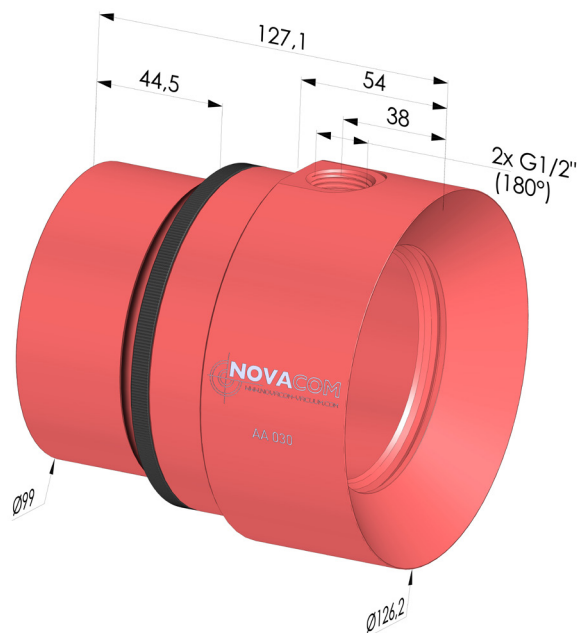
- 1** Locknut AA 030 CONTRE ECROU
- 2** Counter-nozzle AA 030 CON/BUSE
- 3** Body AA 030 CORPS

RECOMMENDATIONS

It is best not to use elbow fittings for the supply of compressed air on this product, as you may encounter power losses.



DIMENSIONS



- AA 030** ■ Anodized aluminium
- AA 030 ACI** ■ 316L Stainless steel

The values are given in millimeters