

BS38

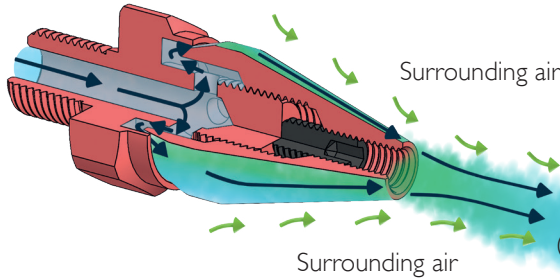
TECHNICAL SHEET

AIR NOZZLES WITH INDIRECT ROUND AIRSTREAM



OPERATING PRINCIPAL

Compressed air input



Surrounding air

Surrounding air

Amplified air output
(Compressed air input + surrounding air)

Economical

UP TO **75%** SAVINGS IN AIR CONSUMPTION

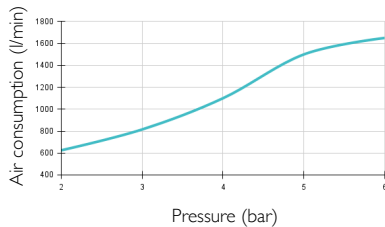
TECHNICAL INFORMATION*

BENEFITS OF USING A BS38 AIR NOZZLE* (Compared to an open pipe)		Reduction in air consumption (%)		Noise reduction (%)		
		Up to 75%		Up to 27%		
BLOWING PERFORMANCE BS38 NOZZLE*	Pressure (bar)	Air consumption (l/min)	Blowing force (N)		Noise level (dB)	Amplified air (l/min)
			at 150mm	at 450mm		
	2	625	5,3	4,8	79	3080
	6	1650	18	16,3	90	6115
OPEN PIPE Ø8*	Pressure (bar)	Air consumption (l/min)	Noise level (dB)		Amplified blowing (l/min)	
	6	2550	108		2550	

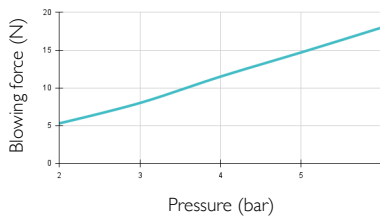
BS38 NOZZLE FEATURES

- **Connection** : Male G3/8" • **Weight** : Aluminium : 100g / 316 L Stainless steel : 300g
- **Max. operating temperature** : Aluminium : 150°C / 316 L Stainless steel : 450°C • **Max pressure** : 10 bars

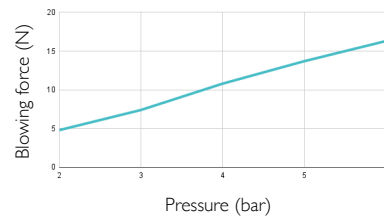
AIR CONSUMPTION
DEPENDING ON PRESSURE*




BLOWING FORCE AT 150 MM
DEPENDING ON PRESSURE*



BLOWING FORCE AT 450 MM
DEPENDING ON PRESSURE*



G 3/8" air input



* **NOTE:** The measurements in this data sheet have been obtained in a laboratory under strict control. The varying conditions of a real industrial environment and the instability of pressure from an industrial compressor can create different values than the ones obtained in a laboratory. Those data are provided for information purposes only.

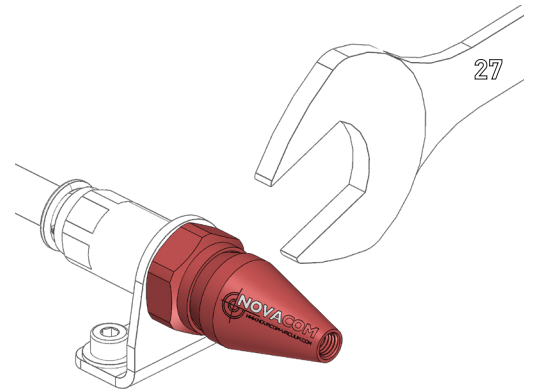
To achieve the best performance from the air nozzle, we recommend using a compressed air supply tube with a minimum 8 mm inside diameter.

ADJUSTMENT OF THE AIRFLOW

Warning: If the nozzle is too loosened (REP 2), the airflow will be inefficient.

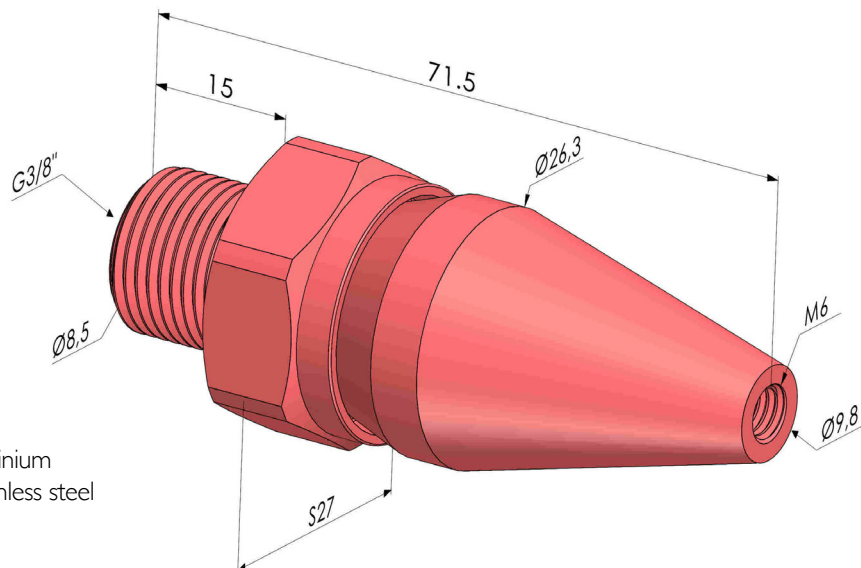
STEPS

- A** Unscrew the M5 screw (REP 3) with a 2.5mm hex wrench.
- B** Turn the nozzle anticlockwise (REP 2) with a maximum of 4 turns. The advised minimum adjustment is 1 turn. Once the airflow is adapted to your requirements, screw back in the M5 screw (REP 3).



- 1 Body
- 2 Nozzle
- 3 M5 screw

DIMENSIONS



BS 38 ■ Anodized aluminium
BS 38 ACI ■ 316L Stainless steel

Values are given in millimeters.